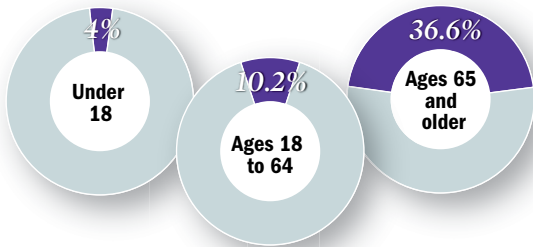


POPULATION

Number of people who have a disability

37.2 or **12.1%**
MILLION of the civilian noninstitutionalized population

By Age



■ With a disability ■ Without a disability

Source: U.S. Census Bureau

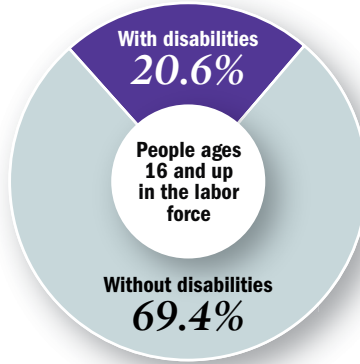
INCOME

Median monthly earnings for people ages 21 to 64



Source: U.S. Census Bureau

ON THE JOB



People ages 21 to 64

WITH HEARING DISABILITIES WHO WERE EMPLOYED **59%**

WITH VISUAL DISABILITIES WHO WERE EMPLOYED **41%**

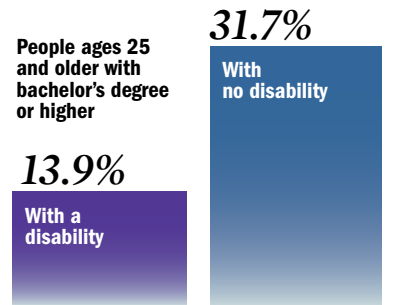
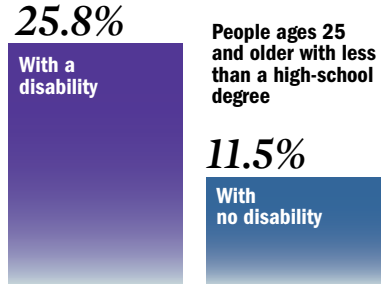
WITH A NON-SEVERE DISABILITY WHO WORK FULL TIME **48%**

WITH A SEVERE DISABILITY WHO WORK FULL TIME **16%**

WITHOUT A DISABILITY WHO WORK FULL TIME **63%**

Sources: Bureau of Labor Statistics, U.S. Census Bureau

EDUCATION



Source: U.S. Census Bureau

THE DIVERSITYINC TOP 50

2013 DiversityInc Top 10 Companies for People With Disabilities

- Ernst & Young
- Procter & Gamble
- IBM
- KPMG
- WellPoint
- AT&T
- Kaiser Permanente
- Prudential Financial
- Microsoft
- Accenture

2013 DiversityInc Top 50 companies that

- HAVE A PROGRAM TO RECRUIT PEOPLE WITH DISABILITIES **88%**
- OFFER TELECOMMUTING **100%**
- HAVE WEBSITES WITH IMAGES OF PEOPLE WITH DISABILITIES **92%**
- HAVE RESOURCE GROUPS FOR PEOPLE WITH DISABILITIES **68%**

